

# Red Rose

by

Ann Logan





















































<http://www.cross-stitch-pattern.net>



This kit was designed and created on StitchCraft software

<http://www.stitchcraft.info>

# Key

Color	Symbol	Cat No.	Brand	Type	Stitches	Skeins
		352	D.M.C.	Stranded Cotton	499	0.3
		351	D.M.C.	Stranded Cotton	365	0.2
		350	D.M.C.	Stranded Cotton	2017	1.1
		3705	D.M.C.	Stranded Cotton	2203	1.2
		3801	D.M.C.	Stranded Cotton	35	0.1
		3721	D.M.C.	Stranded Cotton	153	0.1
		989	D.M.C.	Stranded Cotton	70	0.1
		988	D.M.C.	Stranded Cotton	584	0.4
		3347	D.M.C.	Stranded Cotton	780	0.5
		3346	D.M.C.	Stranded Cotton	450	0.3
		704	D.M.C.	Stranded Cotton	703	0.4
		703	D.M.C.	Stranded Cotton	97	0.1
		471	D.M.C.	Stranded Cotton	69	0.1
		470	D.M.C.	Stranded Cotton	273	0.2
		937	D.M.C.	Stranded Cotton	107	0.1
		3051	D.M.C.	Stranded Cotton	184	0.1
		3011	D.M.C.	Stranded Cotton	341	0.2
		610	D.M.C.	Stranded Cotton	83	0.1
		3340	D.M.C.	Stranded Cotton	405	0.3
		921	D.M.C.	Stranded Cotton	1023	0.6
		920	D.M.C.	Stranded Cotton	36	0.1
		402	D.M.C.	Stranded Cotton	72	0.1
		3830	D.M.C.	Stranded Cotton	1574	0.9
		355	D.M.C.	Stranded Cotton	187	0.2
		3858	D.M.C.	Stranded Cotton	333	0.2
		801	D.M.C.	Stranded Cotton	81	0.1

## Notes

Material Type: Aida Generic White

Sewing Count: 14/inch or 55/100mm

Design Size: 138 x 138 stitches


Sewn Design Size: 9.9 x 9.9 inches or 250 x 250 mm


Suggested Material Size: 15.8 x 15.8 inches or 400 x 400 mm

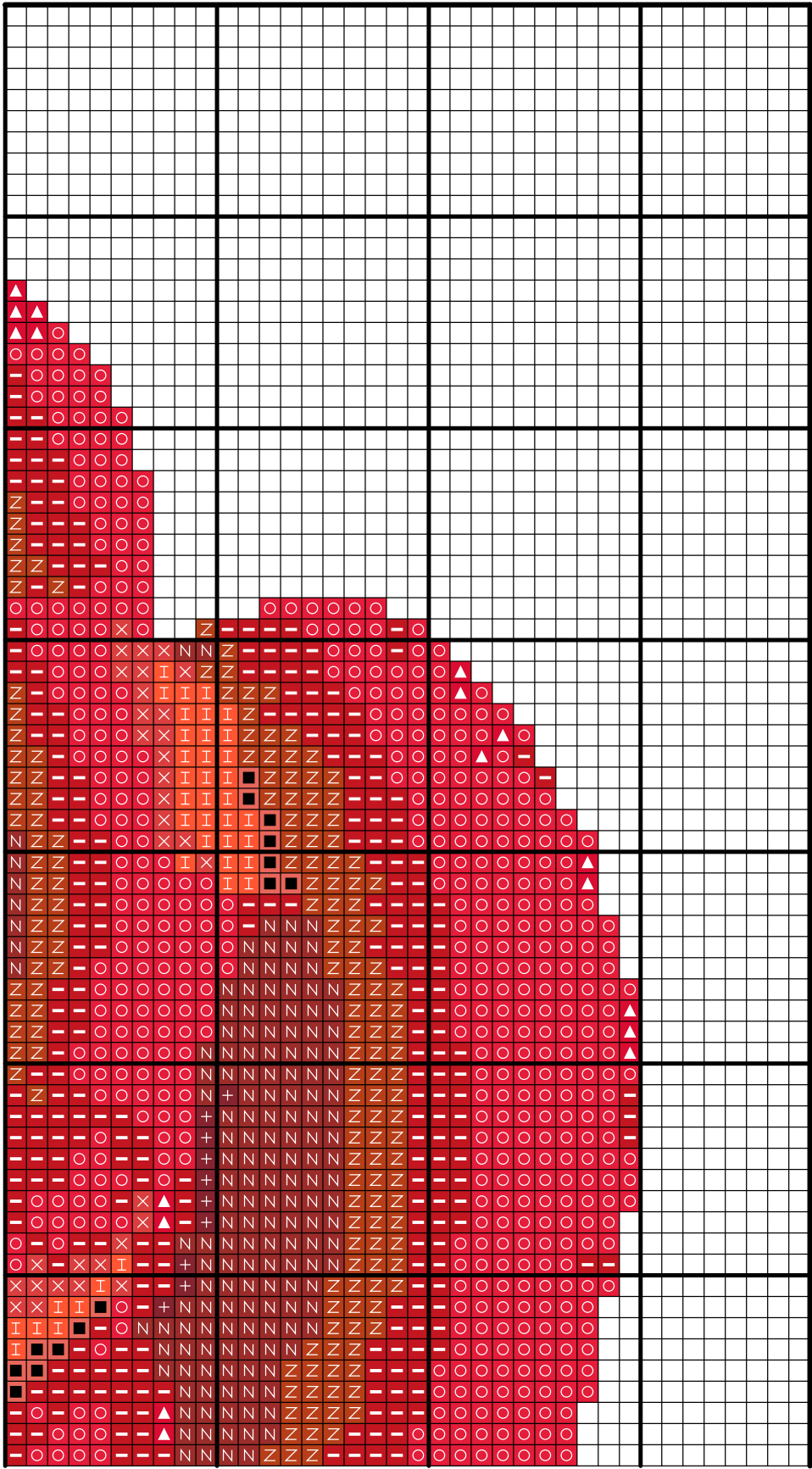
Stitch Style: Cross-stitch Using 2 strands

Below is a plan showing how the chart pages fit together.  
The page number is shown at the top left of each chart page.

A:1	B:1	C:1
A:2	B:2	C:2









The image displays a large grid of symbols and characters, organized into several vertical sections. The top section is a dense array of symbols, including squares, circles, and letters, with a color gradient from red to green. The middle section contains a mix of symbols and text, including letters like 'L', 'T', 'U', 'S', and 'V', along with various symbols like '%', '<', '>', and '↑'. The bottom section is a large area of empty grid cells, suggesting a continuation of the data or a placeholder for further information.



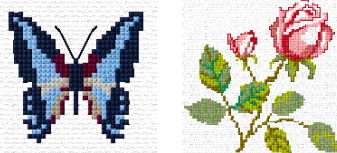


# StitchCraft

## *Design your own Cross Stitch on Computer!*


StitchCraft is the perfect tool for anyone who loves needlework. With StitchCraft you can sew the sample charts provided, easily turn photos into ready-to-sew charts or design your own beautiful charts for cross stitch, tapestry, knitting, rug hooking, beadwork and any other grid-based needlework. StitchCraft is easy-to-use leaving you free to be creative!

### Over 120 Sample Charts




*StitchCraft comes with over 120 ready to sew charts from top designers like DMC, Coats & Vivienne Garforth. The hardest part is choosing which design to sew first!*

### Design Charts from Photos



*Ever wished you could turn favourite photos into needlework designs? Now it's easy! StitchCraft will lead you through the options for your new chart, and in minutes it's ready to print out and sew.*

### Designing Freehand




*How about designing your own chart? StitchCraft has an extensive range of easy-to-use tools for designing your own charts. It won't be long before you're designing like a pro too.*

### STITCHCRAFT ALLOWS YOU TO:

- Design charts using a large range of tools including full stitch, halfstitch & backstitch
- Move, copy, mirror & rotate sections of charts
- View your designs on screen in beautiful lifelike stitches - simulated cross stitch, tent stitch, & beads
- View by colour, symbols or both
- Design charts using thread & material colours from on screen catalogs, just like shade cards
- Match any colour to the nearest catalogue number
- Change colours and/or symbols at any stage
- Save cut-outs as library files
- Print charts in symbols or lifelike stitches
- Print the instructions & a key
- Print your designs straight onto material or transfer paper with Stampstitch
- Share your designs with your friends by e-mail
- Also StitchCraft comes with full on-screen tutorial, online help, manual & full technical support

Plus loads more...



For more information please visit us at: [www.stitchcraft.info](http://www.stitchcraft.info)